

National Equity Atlas Fellowship Presentation

March 28, 2023

Presented by Partnership for Southern Equity



Our Mission

The Partnership for Southern Equity (PSE) advances policies and institutional actions that promote **racial equity and shared prosperity** for all in the growth of metropolitan Atlanta and the American South.

Metro Atlanta Racial Equity Atlas



MAREA stands for Metro Atlanta Racial Equity Atlas. It is a story telling tool that combines lived experiences of residents, data, and resources for action, to grow community agency over the development occurring in their neighborhoods.

It is also meant to form a connection point between grassroots organizers, decision makers and different organizations in public, private, and nonprofit sectors by providing a central source of reliable information on inequities in the Atlanta Metro region.

Mareatlas.org

METRO ATLANTA RACIAL EQUITY ATLAS

OUR WHY THE DATA TAKE ACTION ABOUT



Inspiring and informing action to advance equity

The Metro Atlanta Racial Equity Atlas (MAREA) is designed to offer an immersive, story-centric experience that contextualizes personal narratives with engaging, interactive community data and historical background.

[Read our vision of a more equitable Atlanta](#)

<https://mareatlas.org/our-why/>



OUR WHY

Learn about the stories of people who have faced inequities, illustrating the connection of variables across systems.



THE DATA

Explore key indicators and inform about the conditions of disparity in the region today with this interactive mapping tool.



TAKE ACTION

Explore partnerships and sector-specific accountability tools to move from understanding to action.

To actively dismantle systemic barriers to equity, it is important to understand how inequity presents itself in the complex systems we interact within our daily lives. Aspects of these systems include:



Household economics

with people-based socio-economic data such as unemployment, household income, poverty status, families receiving SNAP benefits and household vehicle availability.



Housing and community

comprised of place-based and housing-related data such as rent burden, homeownership, housing value and housing vacancy.



Education

with variables relevant to academic achievements, such as educational attainment, post-secondary enrollment, 3rd-grade reading and 8th-grade math proficiency, and internet access due to its increasing relevance for education efforts.



Health and environment

including health insurance coverage, mental health, ER visits due to asthma other location-based variables, such as tree coverage.

Why a fact sheet?

- Ability to personalize for key stakeholder groups.
- Build off MAREA.
- MAREA is a storytelling tool with data

MAREA Audience

MAREA Audience:

- Community Members, Nonprofits, Businesses, Government Officials, Researchers, and Changemakers

Fact sheet:

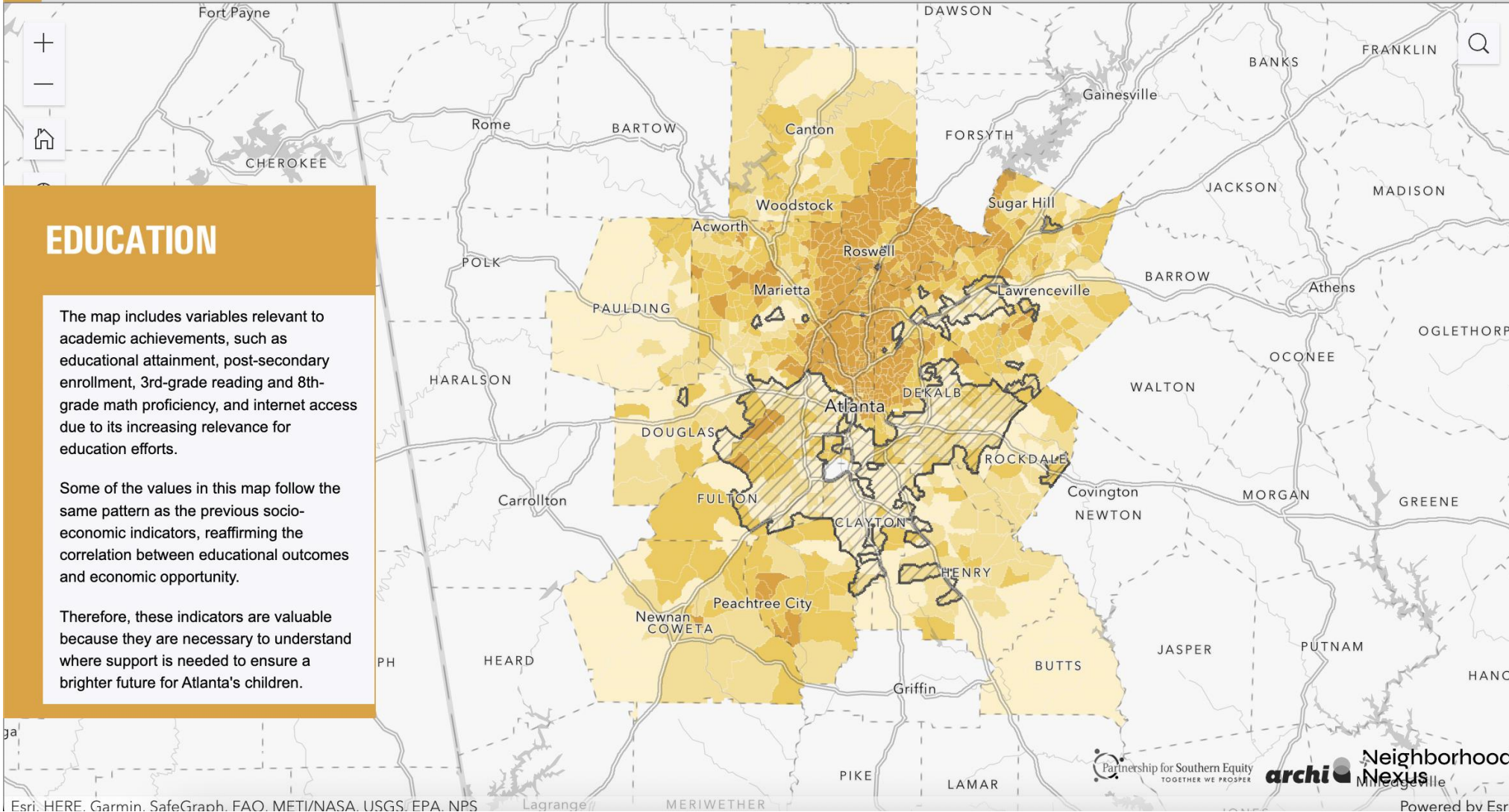
- Community Members
- MAREA Ambassador program
- Youth power building network

EDUCATION

The map includes variables relevant to academic achievements, such as educational attainment, post-secondary enrollment, 3rd-grade reading and 8th-grade math proficiency, and internet access due to its increasing relevance for education efforts.

Some of the values in this map follow the same pattern as the previous socio-economic indicators, reaffirming the correlation between educational outcomes and economic opportunity.

Therefore, these indicators are valuable because they are necessary to understand where support is needed to ensure a brighter future for Atlanta's children.



- Educational attainment
- Post-secondary enrollment
- 3rd grade reading proficiency
- 8th grade math proficiency
- Access to internet

Legend

85%+ People of color



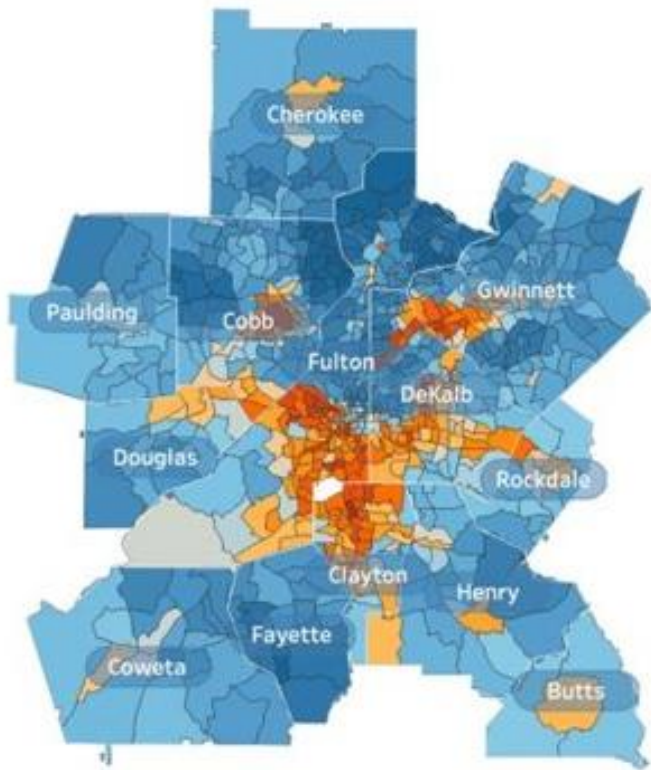
Educational attainment

% Population 25 years and over with a bachelor's degree or higher, 2020

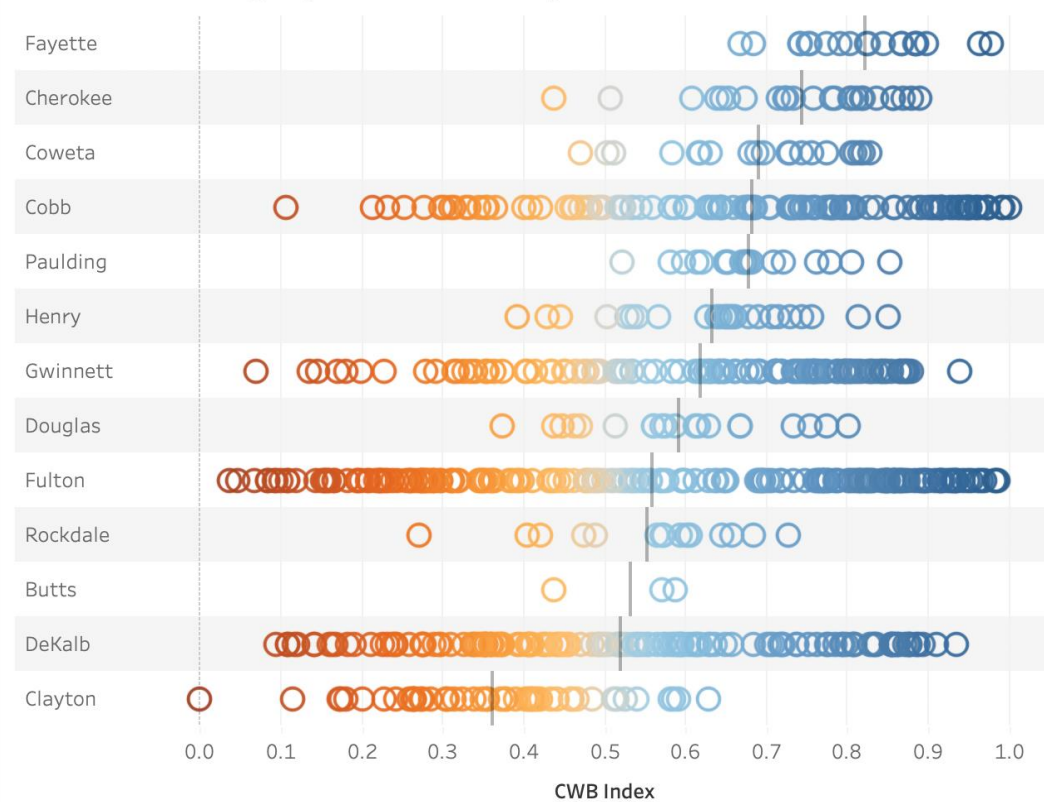
- > 58 - 95
- > 37.6 - 58
- > 24.7 - 37.6
- 1 - 24.7

Fact Sheet- Child Well-Being Data

Child Well Being



Child Well Being, by Tract & County



What's next for MAREA?

- Get feedback on fact sheet from youth power building network.
- Create more fact sheets for each of MAREAs indicators



METRO ATLANTA
RACIAL EQUITY ATLAS

Thank You

Justin Sykes
jsykes@psequity.org

Suzanne Burnes
sburnes@psequity.org

Chantell Welch
cwelch@psequity.org

psequity.org
mareatlas.org



 **Partnership for Southern Equity**
TOGETHER WE PROSPER